

ADVANTAGE AIR®

TECHNICAL CATALOGUE



Swivel Jet Diffuser
Plastic

SUNLINE DIFFUSER



FEATURES

- Unique swivel core allows the occupant to adjust the direction of airflow through 360° to suit furniture layouts etc.
- Easy to clean.
- Quiet.
- Damper is easily adjusted from the face of the grille and will not blow closed.
- Snap action clips for fast installation.
- Tapered neck for easy duct connection

APPLICATIONS

- These outlets are ideal as heating, supply air ceiling diffusers.
- Can also be used for en-suite exhaust, bulkhead air conditioning / heating or as a reverse cycle jet diffuser.

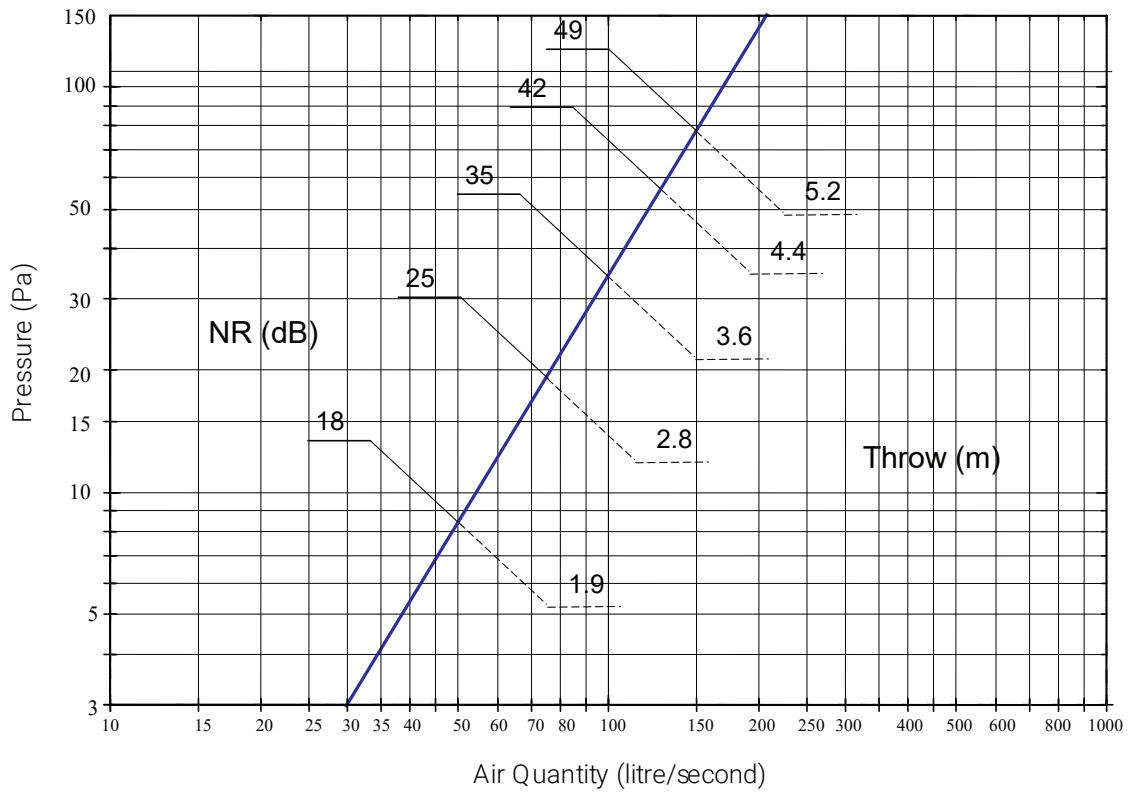
CONSTRUCTION

- These outlets are injection molded from white A.B.S plastic and have integrated spring loaded Clips

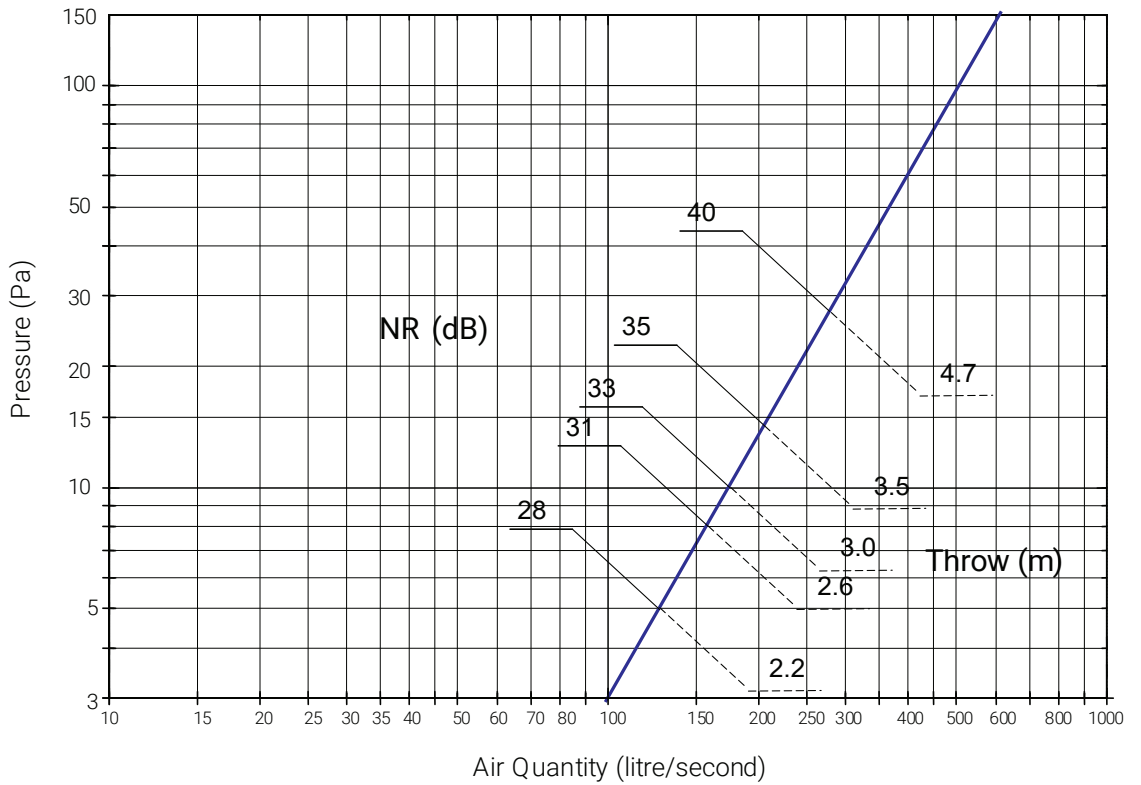
GRILLE SIZE	A NOMINAL NECK SIZE (mm)	B FLANGE SIZE (mm)	C HEIGHT (mm)
150 mm	145 mm	260 mm	105 mm
200 mm	198 mm	320 mm	115 mm
250 mm	245mm	395 mm	125 mm
300 mm	295 mm	445 mm	125 mm



150 DIA SWIVEL JET DIFFUSER



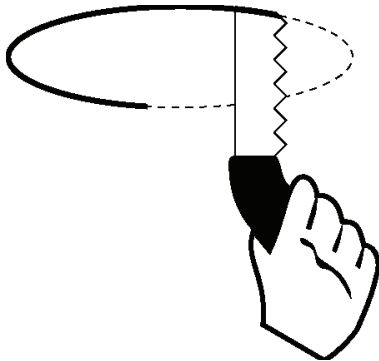
200 DIA SWIVEL JET DIFFUSER




1. Select the required position for the grille. Ensure there are no obstructions above the ceiling in the selected location. Using the template provided, mark hole for the grille as follows:

150 diameter grille: hole sizes 225mm dia.
200 diameter grille: holes size 275mm dia.

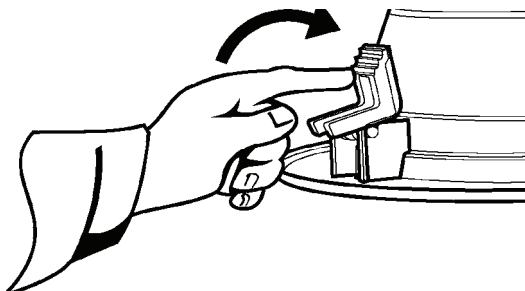
2. Carefully cut opening in ceiling.




3. Pull the duct through the opening in the ceiling and attach the grille to the duct using duct tape.




4. Load the the clips in the upright position. TAKE CARE you do not accidentally trigger a clip and catch your finger.



5. Carefully pass the grille up into the opening ensuring all clips are triggered down.




6. Adjust the air quantity using the center damper controller.



Clockwise to close,
anticlockwise to open.

7. Adjust the direction of throw to suit the occupant or furniture layout. If grille is to be used as 90° down jet it will lock into position with a subtle click.



8. To clean grille wipe down with warm soapy water.

9. Please recycle all packaging.





SOUTH AFRICA

Johannesburg

Advantage Air Africa Pty Ltd

T: +27 11 201 0600

F: +27 11 450 4317

E: sales@advantageair.co.za

Cape Town

Advantage Air

T: +27 21 551 8411 / 551 8312

F: +27 21 551 8402

E: sales@advantageair.co.za

Durban

Advantage Air

T: +27 31 579 4615

F: +27 31 579 3903

E: sales@advantageair.co.za